



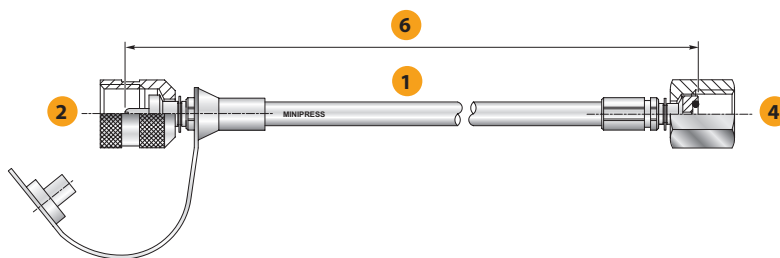
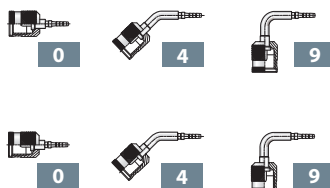
Come ordinare

How to order

Esempio per l'ordine
 Ordering example

Codice ordine / Order code					
RD2	31TN	0	3614	0	L1500
1	2	3	4	5	6

- 1 Tubo / Hose type
- 2 Tipo raccordo / Fitting type
- 3 Curvatura del raccordo / Elbow fitting angle
- 4 Tipo raccordo / Fitting type
- 5 Curvatura del raccordo / Elbow fitting angle
- 6 Lung. tubo / Hose length *



* Tolleranza ± 5mm / Tolerance ± 5mm

Normativa di riferimento

Reference regulations

Riferimento tubo / Hose code				
RD2 - RD3 - RD4				
Adatto per passaggio di oli minerali, oli idraulici tipo ASTM 3, benzine. Resistenza chimica all'olio per freni (tipo DOT 4) For mineral and hydraulic oil, type ASTM 3. fuel. Brake systems oil (type DOT 4).				
		RD2	RD3	RD4
Diam esterno Outside diameter	[mm]	5	6	8
Diametro interno Inside diameter	[mm]	2	3	4
Pressione max. di lavoro Max. working pressure	[bar]	630	500	500
Pressione minima di scoppio Min. bursting pressure	[bar]	1890	1890	1500
Raggio minimo Min. bending radius	[mm]	20	25	35
Temperature di esercizio Working temperature	°C	-40...+100	-40...+100	-40...+100
Materiale anima Core material	Poliestere termoplastico Thermoplastic polyester			
Materiale treccia Braid material	Fibra aramidica Aramidic fibre			
Ricopertura est. Cover material	Poliuretano antiabrasione Antiabrasion polyurethane			

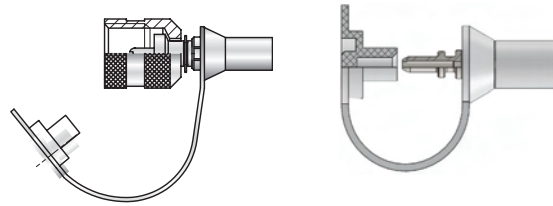


Tubo capillare per alta pressione e raccordi
Micro hose for high pressure and fittings



Cappuccio parapolvere in plastica per raccordi RD2 e RD4 F16X2, 16X1.5, S12,65X1,65 e baionetta

Anti-dust plastic cap suitable for RD2 and RD4 F16X2, 16X1,5, S12,65X1,65 and plug-in fittings

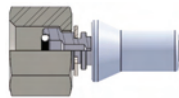


Codice/Ref.
32CP0000
32CP0004



Parapolvere protettivo per boccola in plastica per raccordi RD2 e RD4

Ferrules anti-dust cap for RD2 and RD4 fittings

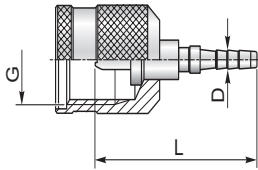


Codice/Ref.
32CS0000
32CS0004

I tubi capillari RD2 e RD4 raccordati sono sempre dotati di parapolvere 32CP000X e/o 32CS000X. In caso di acquisto di raccordi sciolti, 32CP000X e/o 32CS000X sono inclusi nel codice del raccordo.
Fitted micro hoses RD2 and RD4 are always complete with anti-dust caps 32CP000X and/or 32CS000X. In case of purchase of loose fittings, 32CP000X and/or 32CS000X are included in fitting part number.

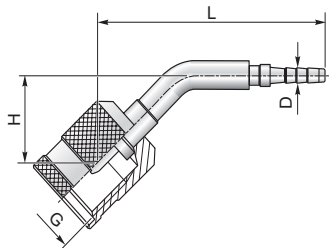
Raccordo connessione avvitabile per miniprese

Test coupling threaded female fitting



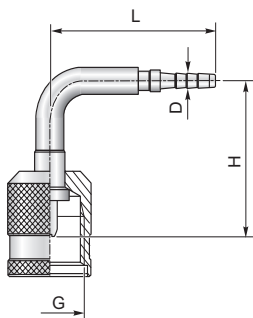
Tubo / Hose	G	L	D	Codice/Ref.
RD2	M16x2*	32.5	2.0	31TTN000
	M16x1.5	32.5	2.0	31TTS000
	S12.65x1.65	32.5	2.0	31S12000
RD3	M16x2	37.2	3.0	31TTN003
	M16x1.5	37.2	3.0	31TTS003
	S12.65x1.65	37.2	3.0	31S12003
RD4	M16x2*	36.5	4.0	31TTN004
	M16x1.5	36.5	4.0	31TTS004
	S12.65x1.65	36.5	4.0	31S12004

*Disponibili in INOX / Available in Stainless steel



45°

Tubo / Hose	G	L	H	D	Codice/Ref.
RD2	M16x2	48	18	2.0	31TTN040
	M16x1.5	48	18	2.0	31TTS040
	S12.65x1.65	48	18	2.0	31S12040
RD3	M16x2	48	18.5	3.0	31TTN043
	M16x1.5	48	18.5	3.0	31TTS043
	S12.65x1.65	48	18.5	2.0	31S12043
RD4	M16x2	53	18.5	4.0	31TTN044
	M16x1.5	53	18.5	4.0	31TTS044
	S12.65x1.65	53	18.5	4.0	31S12044



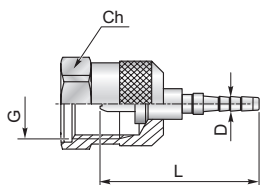
90°

Tubo / Hose	G	L	H	D	Codice/Ref.
RD2	M16x2	34.5	31.0	2.0	31TTN090
	M16x1.5	34.5	31.0	2.0	31TTS090
	S12.65x1.65	34.5	31	2.0	31S12090
RD3	M16x2	34.5	31.0	3.0	31TTN093
	M16x1.5	34.5	31.0	3.0	31TTS093
	S12.65x1.65	34.5	31	3.0	31S12093
RD4	M16x2	34.5	31.0	4.0	31TTN094
	M16x1.5	34.5	31.0	4.0	31TTS094
	S12.65x1.65	34.5	31	4.0	31S12094



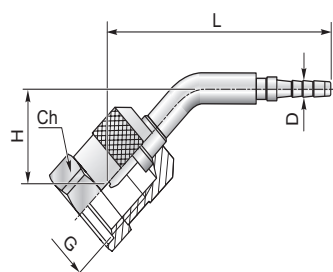
Raccordo connessione avvitabile per miniprese con dado esagonale

Test coupling threaded female fitting with hexagonal nut

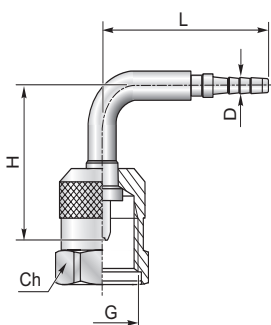


Tubo / Hose	G	L	Ch	D	Codice/Ref.
RD2	M16x2*	32.5	19	2.0	31TTN600
	M16x1.5	32.5	19	2.0	31TTS600
RD3	M16x2	37.2	19	3.0	31TTN603
	M16x1.5	37.2	19	3.0	31TTS603
RD4	M16x2	36.5	19	4.0	31TTN604
	M16x1.5	36.5	19	4.0	31TTS604

*Disponibili in INOX /
Available in Stainless steel



45°						
Tubo / Hose	G	L	H	Ch	D	Codice/Ref.
RD2	M16x2	48	18	19	2.0	31TTN640
	M16x1.5	48	18	19	2.0	31TTS640
RD3	M16x2	48	18.5	19	3.0	31TTN643
	M16x1.5	48	18.5	19	3.0	31TTS643
RD4	M16x2	53	18.5	19	4.0	31TTN644
	M16x1.5	53	18.5	19	4.0	31TTS644

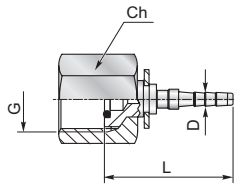


90°						
Tubo / Hose	G	L	H	D	Codice/Ref.	
RD2	M16x2	34.5	31	2.0	31TTN690	
	M16x1.5	34.5	31	2.0	31TTS690	
RD3	M16x2	34.5	31	3.0	31TTN693	
	M16x1.5	34.5	31	3.0	31TTS693	
RD4	M16x2	34.5	31	4.0	31TTN694	
	M16x1.5	34.5	31	4.0	31TTS694	



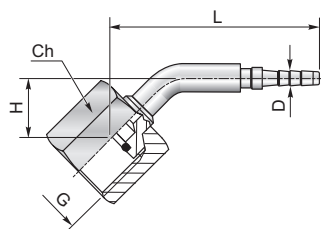
Raccordo connessione avvitabile per manometro

Gauges threaded fitting

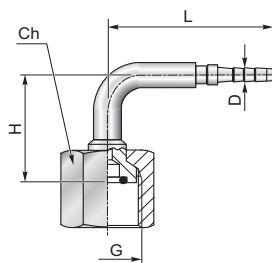


Tubo / Hose	G	L	Ch	D	Codice/Ref.
RD2	G 1/4*	26	19	2.0	36140000
	G 3/8	24	22	2.0	36380000
	G 1/2*	33.5	27	2.0	36120000
	M12X1.5	26	14	2.0	36M2000
	M14X1.5	26	19	2.0	36M4000
	M20X1.5	33.5	24	2.0	36M20R00
RD3	G 1/4	30	19	3.0	3614OR03
	G 1/2	37.5	27	3.0	3612OR03
	M20X1.5	37.5	24	3.0	36M20R03
RD4	G 1/4	36.5	19	4.0	3614OR04
	G 1/2	37.3	27	4.0	3612OR04
	M20X1.5	37.3	24	4.0	36M20R04

*Disponibili in INOX /
Available in Stainless steel



45°						
Tubo / Hose	G	H	L	Ch	D	Codice/Ref.
RD2	G 1/4	14.0	47.0	19	2.0	36140040
	G 1/2	21.0	54.5	27	2.0	36120040
	M20X1.5	21.0	54.5	24	2.0	36M20R40
RD3	G 1/4	14.0	47.0	19	3.0	3614OR43
	G 1/2	21.0	54.5	27	3.0	3612OR43
	M20X1.5	21.0	54.5	24	3.0	36M20R43
RD4	G 1/4	14.0	52.0	19	4.0	3614OR44
	G 1/2	21.0	59.5	27	4.0	3612OR44
	M20X1.5	21.0	59.5	24	4.0	36M20R44

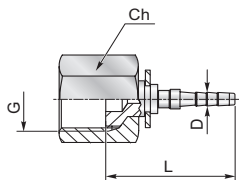


90°						
Tubo / Hose	G	H	L	Ch	D	Codice/Ref.
RD2	G 1/4	25.0	38.0	19	2.0	36140090
	G 1/2	37.5	41.5	27	2.0	36120090
	M20X1.5	37.5	41.5	24	2.0	36M20R90
RD3	G 1/4	25.0	38.0	19	3.0	3614OR93
	G 1/2	37.5	41.5	27	3.0	3612OR93
	M20X1.5	37.5	41.5	24	3.0	36M20R93
RD4	G 1/4	25.0	43.0	19	4.0	3614OR94
	G 1/2	37.5	46.5	27	4.0	3612OR94
	M20X1.5	37.5	46.5	24	4.0	36M20R94

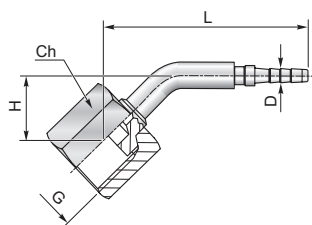


Raccordo connessione avvitabile per manometro

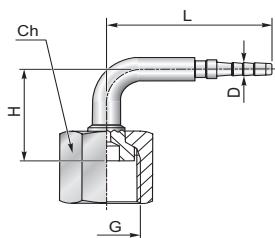
Gauges threaded fitting



Tubo / Hose	G	L	Ch	D	Codice/Ref.
RD2	G 1/4	26	19	2.0	3614CR00
	G 1/2	33.5	27	2.0	3612CR00
	M20X1.5	33.5	24	2.0	36M2CR00
RD3	G 1/4	30	19	3.0	3614CR03
	G 1/2	37.5	27	3.0	3612CR03
	M20X1.5	37.5	24	3.0	36M2CR03
RD4	G 1/4	36.5	19	4.0	3614CR04
	G 1/2	37.5	27	4.0	3612CR04
	M20X1.5	36.5	24	4.0	36M2CR04



45°						
Tubo / Hose	G	H	L	Ch	D	Codice/Ref.
RD2	G 1/4	14	47	19	2.0	3614CR40
	G 1/2	21	54.5	27	2.0	3612CR40
	M20X1.5	21	54.5	24	2.0	36M2CR40
RD3	G 1/4	14	47	19	3.0	3614CR43
	G 1/2	21	54.5	27	3.0	3612CR43
	M20X1.5	21	54.5	24	3.0	36M2CR43
RD4	G 1/4	14	52	19	4.0	3614CR44
	G 1/2	21	59.5	27	4.0	3612CR44
	M20X1.5	21	59.5	24	4.0	36M2CR44

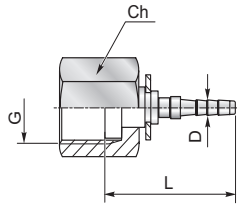


90°						
Tubo / Hose	G	H	L	Ch	D	Codice/Ref.
RD2	G 1/4	25	38	19	2.0	3614CR90
	G 1/2	37.5	41.5	27	2.0	3612CR90
	M20X1.5	37.5	41.5	24	2.0	36M2CR90
RD3	G 1/4	25	38	19	3.0	3614CR93
	G 1/2	37.5	41.5	27	3.0	3612CR93
	M20X1.5	37.5	41.5	24	3.0	36M2CR93
RD4	G 1/4	25	43	19	4.0	3614CR94
	G 1/2	37.5	46.5	27	4.0	3612CR94
	M20X1.5	37.5	46.5	24	4.0	36M2CR94

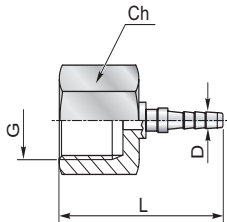


Raccordo connessione avvitabile per manometro

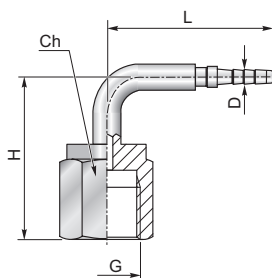
Gauges threaded fitting



Tubo / Hose	G	L	Ch	D	Codice/Ref.
RD2	G 1/8	22.6	14	2.0	4918DF00
	G 1/4	23.5	17	2.0	4914DF00
RD3	G 1/8	26.6	14	3.0	4918DF03
	G 1/4	27.5	17	3.0	4914DF03
RD4	G 1/8	26.6	14	4.0	4918DF04
	G 1/4	27.5	17	4.0	4914DF04



Tubo / Hose	G	L	Ch	D	Codice/Ref.
RD2	1/4-18 NPTF	30	19	2.0	37140000
RD3	1/4-18 NPTF	34	19	3.0	37140003
RD4	1/4-18 NPTF	34	19	4.0	37140004



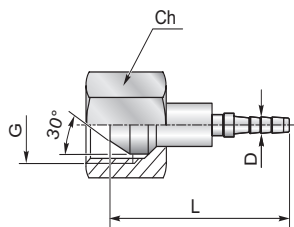
90°

Tubo / Hose	G	H	L	Ch	D	Codice/Ref.
RD2	1/4-18 NPTF	28.5	36	19	2.0	37140090
RD3	1/4-18 NPTF	28.5	36	19	3.0	37140093
RD4	1/4-18 NPTF	28.5	36	19	4.0	37140094



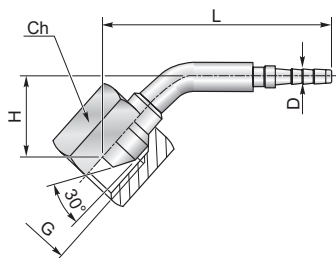
Raccordo femmina girevole connessione cono 60° tipo DKR

Swivel female fitting 60° cone connection type DKR



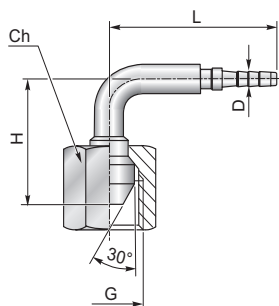
Tubo / Hose	G	L	Ch	D	Codice/Ref.
RD2	G 1/8	24	14	2.0	38180000
	G 1/4*	26	17	2.0	38140000
	G 3/8	29	22	2.0	38380000
	M12x1.5	24	14	2.0	38121500
RD3	G 1/8	28	14	3.0	38180003
	G 1/4	30	17	3.0	38140003
RD4	G 1/8	31	14	4.0	38180004
	G 1/4*	32.5	17	4.0	38140004

*Disponibili in INOX / Available in Stainless steel



45°

Tubo / Hose	G	H	L	Ch	D	Codice/Ref.
RD2	G 1/8	15	44.5	14	2.0	38180040
	G 1/4	16	47.5	17	2.0	38140040
RD3	G 1/8	15	49.5	14	3.0	38180043
	G 1/4	16	47.5	17	3.0	38140043
RD4	G 1/8	15	49.5	14	4.0	38180044
	G 1/4	16	52.5	17	4.0	38140044



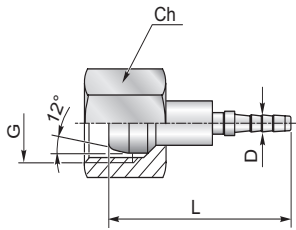
90°

Tubo / Hose	G	H	L	Ch	D	Codice/Ref.
RD2	G 1/8	20	34	14	2.0	38180090
	G 1/4	27.5	36.5	17	2.0	38140090
RD3	G 1/8	26	39	14	3.0	38180093
	G 1/4	27.5	36.5	17	3.0	38140093
RD4	G 1/8	20	38	14	4.0	38180094
	G 1/4	27.5	41.5	17	4.0	38140094

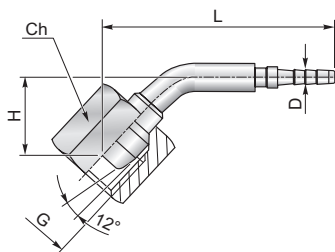


Raccordo femmina girevole connessione cono 24° tipo DKL

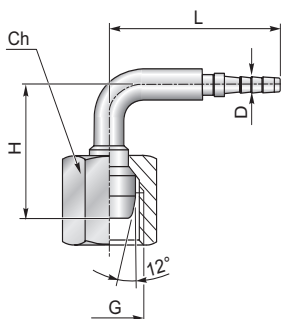
Swivel female fitting 24° cone connection type DKL



Tubo / Hose	Ø	G	L	Ch	D	Codice/Ref.
RD2	6	M12x1.5	36	14	2.0	45R00000
	8	M14x1.5	35	17	2.0	45R20000
	10	M16x1.5	36.5	19	2.0	45R50000
RD3	6	M12x1.5	35	14	3.0	45R00003
	8	M14x1.5	35	17	3.0	45R20003
	10	M16x1.5	36.5	19	3.0	45R50003
RD4	6	M12x1.5	36	14	4.0	45R00004
	8	M14x1.5	36	17	4.0	45R20004
	10	M16x1.5	41.5	19	4.0	45R50004



45°							
Tubo / Hose	Ø	G	H	L	Ch	D	Codice/Ref.
RD2	6	M12x1.5	19.5	53.5	14	2.0	45R00040
	8	M14x1.5	19	51	17	2.0	45R20040
	10	M16x1.5	22.5	56	19	2.0	45R50040
RD3	6	M12x1.5	19.5	53.5	14	3.0	45R00043
	8	M14x1.5	19	51	17	3.0	45R20043
	10	M16x1.5	22.5	56	19	3.0	45R50043
RD4	6	M12x1.5	19.5	58.5	14	4.0	45R00044
	8	M14x1.5	19	56	17	4.0	45R20044
	10	M16x1.5	22.5	61	19	4.0	45R50044

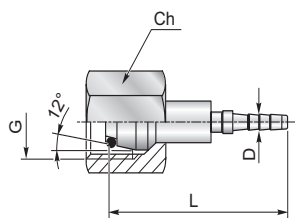


90°							
Tubo / Hose	Ø	G	H	L	Ch	D	Codice/Ref.
RD2	6	M12x1.5	31.5	47.5	14	2.0	45R00090
	8	M14x1.5	36	40	17	2.0	45R20090
	10	M16x1.5	40	41.5	19	2.0	45R50090
RD3	6	M12x1.5	28.5	39	14	3.0	45R00093
	8	M14x1.5	36	40.5	17	3.0	45R20093
	10	M16x1.5	40	41.5	19	3.0	45R50093
RD4	6	M12x1.5	36	47	14	4.0	45R00094
	8	M14x1.5	36	45.5	17	4.0	45R20094
	10	M16x1.5	40	46.5	19	4.0	45R50094



Raccordo femmina girevole connessione cono 24° tipo DKOL

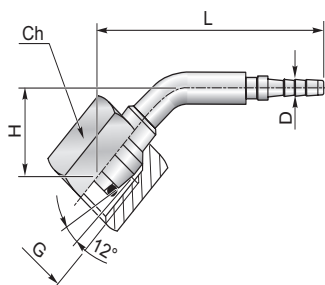
Swivel female fitting 24° cone connection type DKOL



Tubo / Hose	Ø	G	L	Ch	D	Codice/Ref.
RD2	6*	M12x1.5	31.6	14	2.0	35R00000
	8*	M14x1.5	31.6	17	2.0	35R20000
	10*	M16x1.5	31.5	19	2.0	35R50000
	12	M18x1.5	34	22	2.0	35R60000
RD3	6	M12x1.5	35	14	3.0	35R00003
	8	M14x1.5	35	17	3.0	35R20003
	10	M16x1.5	36.5	19	3.0	35R50003
RD4	6*	M12x1.5	35.5	14	4.0	35R00004
	8	M14x1.5	36	17	4.0	35R20004
	10	M16x1.5	36.5	19	4.0	35R50004
	12	M18x1.5	38	22	4.0	35R60004

*Disponibili in INOX / Available in Stainless steel

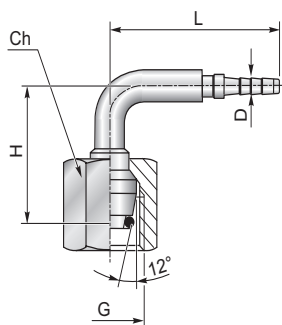
45°



Tubo / Hose	Ø	G	H	L	Ch	D	Codice/Ref.
RD2	6	M12x1.5	15	46	14	2.0	35R00040
	8	M14x1.5	19	51	17	2.0	35R20040
	10	M16x1.5	19	56	19	2.0	35R50040
RD3	6	M12x1.5	15	50	14	3.0	35R00043
	8	M14x1.5	19	51	17	3.0	35R20043
	10	M16x1.5	22.5	61	19	3.0	35R50043
RD4	6*	M12x1.5	15	50	14	4.0	35R00044
	8	M14x1.5	19	56	17	4.0	35R20044
	10	M16x1.5	22.5	61	19	4.0	35R50044
	12	M18x1.5	22.5	61	22	4.0	35R60044

*Disponibili in INOX / Available in Stainless steel

90°



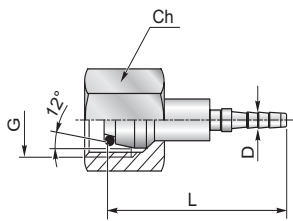
Tubo / Hose	Ø	G	H	L	Ch	D	Codice/Ref.
RD2	6	M12x1.5	25	34	14	2.0	35R00090
	8	M14x1.5	36	40.5	17	2.0	35R20090
	10	M16x1.5	40	41.5	19	2.0	35R50090
RD3	6	M12x1.5	25	38	14	3.0	35R00093
	8	M14x1.5	36	40.5	17	3.0	35R20093
	10	M16x1.5	40	46.5	19	3.0	35R50093
RD4	6*	M12x1.5	25	38	14	4.0	35R00094
	8	M14x1.5	36	45.5	17	4.0	35R20094
	10	M16x1.5	40	46.5	19	4.0	35R50094
	12	M18x1.5	40	46.5	22	4.0	35R60094

*Disponibili in INOX / Available in Stainless steel

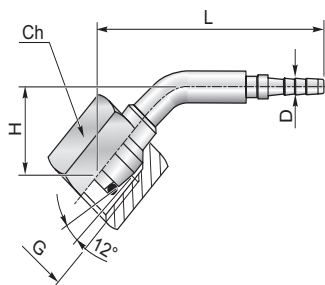


Raccordo femmina girevole connessione cono 24° tipo DKOLL

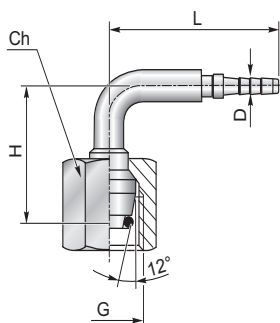
Swivel female fitting 24° cone connection type DKOLL



Tubo / Hose	Ø	G	L	Ch	D	Codice/Ref.
RD2	4	M8x1	29.5	10	2.0	46R00000
	6	M10x1	30	12	2.0	46R10000
RD3	4	M8x1	33	10	3.0	46R00003
	6	M10x1	34	12	3.0	46R10003
RD4	4	M8x1	33	10	4.0	46R00004
	6	M10x1	34	12	4.0	46R10004



45°							
Tubo / Hose	Ø	G	H	L	Ch	D	Codice/Ref.
RD2	6	M10x1	15	53	12	2.0	46R10040
RD3	6	M10x1	15	57	12	3.0	46R10043
RD4	6	M10x1	15	57	12	4.0	46R10044

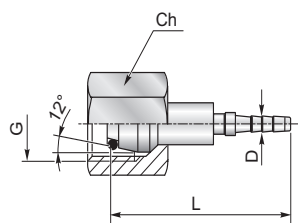


90°							
Tubo / Hose	Ø	G	H	L	Ch	D	Codice/Ref.
RD2	6	M10x1	28.5	39	12	2.0	46R10090
RD3	6	M10x1	28.5	43	12	3.0	46R10093
RD4	6	M10x1	24.5	47.3	12	4.0	46R10094



Raccordo femmina girevole connessione cono 24° tipo DKOS

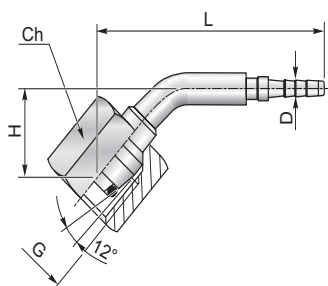
Swivel female fitting 24° cone connection type DKOS



Tubo / Hose	Ø	G	L	Ch	D	Codice/Ref.
RD2	6	M14x1.5	31.6	17	2.0	35R10000
	8*	M16x1.5	31.6	19	2.0	35R30000
	10	M18x1.5	31.5	22	2.0	35R40000
	12	M20x1.5	34	24	2.0	35R70000
RD3	6	M14x1.5	35	17	3.0	35R10003
	8	M16x1.5	35	19	3.0	35R30003
	10	M18x1.5	36.5	22	3.0	35R40003
RD4	6	M14x1.5	35.5	17	4.0	35R10004
	8	M16x1.5	36	19	4.0	35R30004
	10	M18x1.5	36.5	22	4.0	35R40004

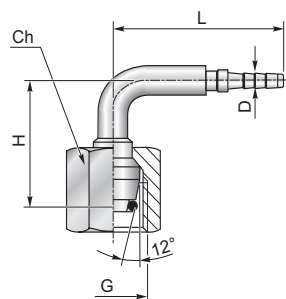
*Disponibili in INOX / Available in Stainless steel

45°



Tubo / Hose	Ø	G	H	L	Ch	D	Codice/Ref.
RD2	6	M14x1.5	14.5	43	17	2.0	35R10040
	8	M16x1.5	19	51	19	2.0	35R30040
	10	M18x1.5	19	56	22	2.0	35R40040
RD3	6	M14x1.5	14.5	50	17	3.0	35R10043
	8	M16x1.5	19	51	19	3.0	35R30043
	10	M18x1.5	22.5	61	22	3.0	35R40043
RD4	6	M14x1.5	14.5	50	17	4.0	35R10044
	8	M16x1.5	19	56	19	4.0	35R30044
	10	M18x1.5	22.5	61	22	4.0	35R40044
	12	M20x1.5	22.5	61	24	4.0	35R70044

90°

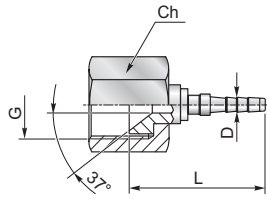


Tubo / Hose	Ø	G	H	L	Ch	D	Codice/Ref.
RD2	6	M14x1.5	24.5	34.5	17	2.0	35R10090
	8	M16x1.5	36	40.5	19	2.0	35R30090
	10	M18x1.5	40	41.5	22	2.0	35R40090
RD3	6	M14x1.5	24.5	38.5	17	3.0	35R10093
	8	M16x1.5	36	40.5	19	3.0	35R30093
RD4	6	M14x1.5	24.5	38.5	17	4.0	35R10094
	8	M16x1.5	36	45.5	19	4.0	35R30094
	10	M18x1.5	40	46.5	22	4.0	35R40094
	12	M20x1.5	40	46.5	24	4.0	35R70094



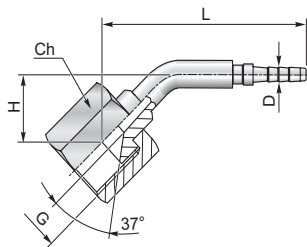
Raccordo femmina girevole connessione JIC 74° tipo DKJ

Swivel female fitting JIC 74° connection type DKJ

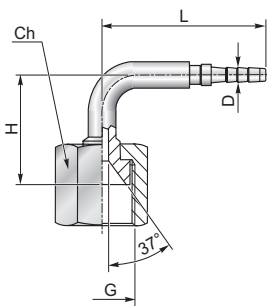


Tubo / Hose	G	L	Ch	D	Codice/Ref.
RD2	7/16-20 UNF*	25	14	2.0	39160000
	1/2-20 UNF	26	17	2.0	39120000
	3/8-24 UNF*	24.5	12	2.0	3938J000
	9/16-18 UNF	28.5	17	2.0	3991J000
RD3	7/16-20 UNF	29	14	3.0	39160003
	1/2-20 UNF	30	17	3.0	39120003
	3/8-24 UNF	27	12	3.0	3938J003
	9/16-18 UNF	32.5	17	3.0	3991J003
RD4	7/16-20 UNF*	28	14	4.0	39160004
	1/2-20 UNF	30	17	4.0	39120004
	3/8-24 UNF	28.5	12	4.0	3938J004

*Disponibili in INOX /
Available in Stainless steel



45°						
Tubo / Hose	G	H	L	Ch	D	Codice/Ref.
RD2	7/16-20 UNF	13	46.5	14	2.0	39160040
	1/2-20 UNF	13	46.5	17	2.0	39120040
	3/8-24 UNF	14	46	12	2.0	3938J040
	9/16-18 UNF	15.5	54.5	17	2.0	3991J040
RD3	7/16-20 UNF	13	46.5	14	3.0	39160043
	1/2-20 UNF	13	51.5	17	3.0	39120043
	3/8-24 UNF	14	46	12	3.0	3938J043
RD4	7/16-20 UNF	13	51.5	14	4.0	39160044
	1/2-20 UNF	13	51.5	17	4.0	39120044
	3/8-24 UNF	14	46	12	4.0	3938J044



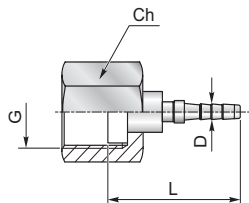
90°						
Tubo / Hose	G	H	L	Ch	D	Codice/Ref.
RD2	7/16-20 UNF	23	38.5	14	2.0	39160090
	1/2-20 UNF	23	38.5	17	2.0	39120090
	3/8-24 UNF	24	40	12	2.0	3938J090
RD3	7/16-20 UNF	23	46.5	14	3.0	39160093
	1/2-20 UNF	23	43.5	17	3.0	39120093
RD4	3/8-24 UNF	24	40	12	3.0	3938J093
	7/16-20 UNF*	23	43.5	14	4.0	39160094
	1/2-20 UNF	23	43.5	17	4.0	39120094
	3/8-24 UNF	24	40	12	4.0	3938J094

*Disponibili in INOX /
Available in Stainless steel

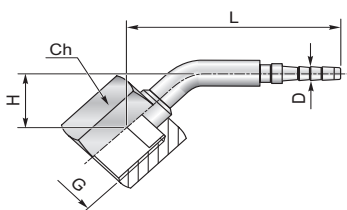


Raccordo femmina tipo ORFS

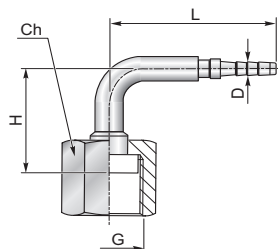
ORFS female fitting, UNF thread



Tubo / Hose	G	L	Ch	D	Codice/Ref.
RD2	9/16-18 UNF	25	19	2.0	5991F000
RD3	9/16-18 UNF	27	19	3.0	5991F003
RD4	9/16-18 UNF	31	19	4.0	5991F004



45°						
Tubo / Hose	G	H	L	Ch	D	Codice/Ref.
RD2	9/16-18 UNF	13	47	19	2.0	5991F040
RD3	9/16-18 UNF	14	46	19	3.0	5991F043
RD4	9/16-18 UNF	14	46	19	4.0	5991F044

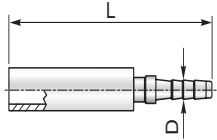


90°						
Tubo / Hose	G	H	L	Ch	D	Codice/Ref.
RD2	9/16-18 UNF	24	40	19	2.0	5991F090
RD3	9/16-18 UNF	24	40	19	3.0	5991F093
RD4	9/16-18 UNF	24	40	19	4.0	5991F094



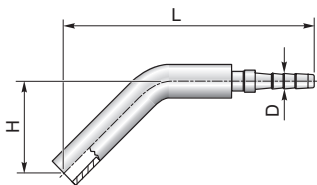
Raccordi a codolo liscio

Standpipe fitting

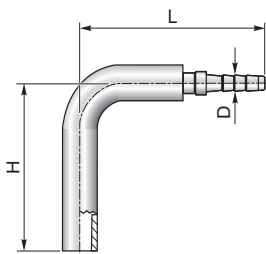


Tubo / Hose	Ø	L	D	Codice/Ref.
RD2	4	36	2.0	34R70000
	6*	36	2.0	34R00000
	8*	36	2.0	34R30000
RD3	4	36	3.0	34R70003
	6	36	3.0	34R00003
	8	37.5	3.0	34R30003
RD4	4	41	4.0	34R70004
	6	41	4.0	34R00004
	8	41	4.0	34R30004

*Disponibili in INOX /
Available in Stainless steel



45°					
Tubo / Hose	Ø	H	L	D	Codice/Ref.
RD2	4	14.5	43	2.0	34R70040
	6	16.5	44	2.0	34R00040
	8	20	52	2.0	34R30040
RD3	4	14.5	43	3.0	34R70043
	6	16.5	44	3.0	34R00043
	8	20	52	3.0	34R30043
RD4	4	14.5	48	4.0	34R70044
	6	16.5	49	4.0	34R00044
	8	20	57	4.0	34R30044

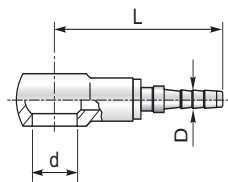


90°					
Tubo / Hose	Ø	H	L	D	Codice/Ref.
RD2	4	25.5	33	2.0	34R70090
	6	28	32	2.0	34R00090
	8	37	41	2.0	34R30090
RD3	4	25.5	33	3.0	34R70093
	6	28	32	3.0	34R00093
	8	37	41	3.0	34R30093
RD4	4	25.5	38	4.0	34R70094
	6	28	37	4.0	34R00094
	8	37	46	4.0	34R30094



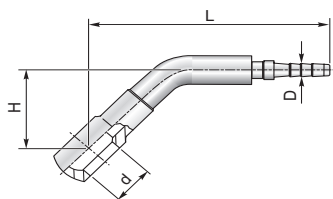
Raccordo ad occhio e dado forato

Banjo fitting and banjo screw

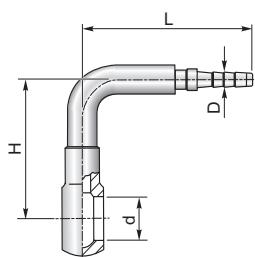


Tubo / Hose	d	Dado Forato / Banjo Screw	L	D	Codice/Ref.
RD2	8	M8X1	29.5	2.0	42R10000
	10	M10X1 - G1/8	31.5	2.0	42R00000
RD3	8*	M8X1	36.5	3.0	42R10003
	10	M10X1 - G1/8	31.5	3.0	42R00003
RD4	8	M8X1	34.5	4.0	42R10004
	10	M10X1 - G1/8	36.5	4.0	42R00004
	14	M14X1,5 - G1/4	40.5	4.0	42R20004

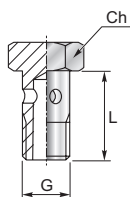
*Disponibili in INOX / Available in Stainless steel



45°					
Tubo / Hose	d	H	L	D	Codice/Ref.
RD2	8	22.5	45	2.0	42R10040
	10	17	51	2.0	42R00040
RD3	8	15	51.5	3.0	42R10043
	10	17	56	3.0	42R00043
RD4	8	15	51.5	4.0	42R10044
	10	17	56	4.0	42R00044



90°					
Tubo / Hose	d	H	L	D	Codice/Ref.
RD2	8	26	36	2.0	42R10090
	10	36	34	2.0	42R00090
RD3	8	26	41	3.0	42R10093
	10	28	39	3.0	42R00093
RD4	8	26	41	4.0	42R10094
	10	36	40	4.0	42R00094



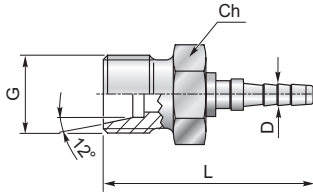
G	L	Ch	Codice/Ref.
M8x1*	17	12	42R0HS00
M10x1	19	14	42R1HS00
G1/8	19	14	42R18HS00

*Disponibili in INOX / Available in Stainless steel



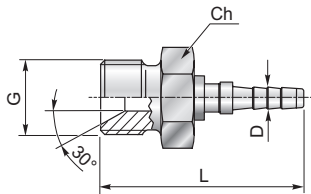
Raccordi maschio fisso

Male fittings

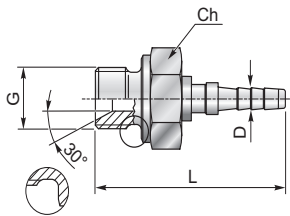


Tubo / Hose	G	L	Ch	D	Codice/Ref.
RD2	M12x1.5	30	14	2.0	44MFLR00
	M14x1.5	30	17	2.0	44MFLR10
	M16x1.5	31	19	2.0	44MFLR30
RD3	M12x1.5	34	14	3.0	44MFLR03
	M14x1.5	34	17	3.0	44MFLR13
	M16x1.5	35	19	3.0	44MFLR33
RD4	M12x1.5	35	14	4.0	44MFLR04
	M14x1.5	35	17	4.0	44MFLR14
	M16x1.5	36	19	4.0	44MFLR34

Serie L / L Series

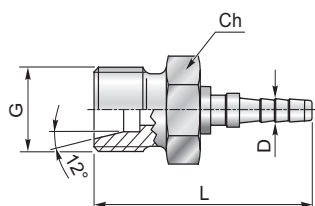


Tubo / Hose	G	L	Ch	D	Codice/Ref.
RD2	G 1/8	29	14	2.0	44MFG180
	G 1/4	34	19	2.0	44MFG140
RD3	G 1/8	34.5	14	3.0	44MFG183
	G 1/4	36.5	19	3.0	44MFG143
RD4	G 1/8	37	14	4.0	44MFG184
	G 1/4	36.5	19	4.0	44MFG144
	G 3/8	42.5	22	4.0	44MFG384



Tubo / Hose	G	L	Ch	D	Codice/Ref.
RD2	G 1/8	31.5	14	2.0	44MFM180
	G 1/4	35.5	19	2.0	44MFM140
RD3	G 1/8	30.5	14	3.0	44MFM183
	G 1/4	39	19	3.0	44MFM143
RD4	G 1/8	33.5	14	4.0	44MFM184
	G 1/4	40.5	19	4.0	44MFM144

Tenuta con rondella di rame (non inclusa) / Sealing with copper washer (not included)



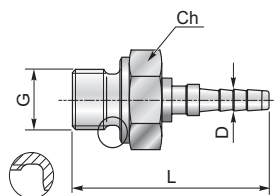
Tubo / Hose	G	L	Ch	D	Codice/Ref.
RD2	M14x1.5	32	17	2.0	44MFSR00
	M16x1.5	32	19	2.0	44MFSR10
	M18x1.5	33.5	22	2.0	44MFSR20
RD3	M14x1.5	36	17	3.0	44MFSR03
	M16x1.5	36	19	3.0	44MFSR13
	M18x1.5	36.5	22	3.0	44MFSR23
RD4	M14x1.5	37	17	4.0	44MFSR04
	M16x1.5	37	19	4.0	44MFSR14
	M18x1.5	38.5	22	4.0	44MFSR24
	M20x1.5	39	24	4.0	44MFSR34

Serie S / S Series



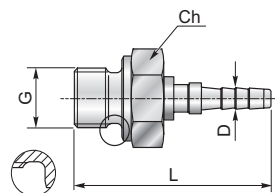
Raccordi maschio fisso

Male fittings



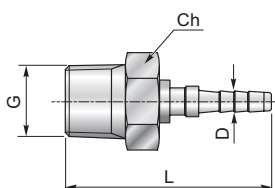
Tubo / Hose	G	L	Ch	D	Codice/Ref.
RD2	M8x1	30	12	2.0	44MFDR00
	M10x1	30	14	2.0	44MFDR10
	M12x1.5	31	17	2.0	44MFDR30
	M5x1	30	12	2.0	44MFDRM5
RD3	M8x1	34	12	3.0	44MFDR03
	M10x1	34	14	3.0	44MFDR13
	M12x1.5	35	17	3.0	44MFDR33
RD4	M8x1	35	12	4.0	44MFDR04
	M10x1	35	14	4.0	44MFDR14
	M12x1.5	36	17	4.0	44MFDR34

Sede piana / Flat sealing

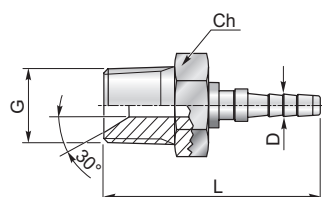


Tubo / Hose	G	L	Ch	D	Codice/Ref.
RD2	G 1/8	28.5	14	2.0	44MFD180
	G 1/4	35.5	19	2.0	44MFD140
RD3	G 1/8	33.5	14	3.0	44MFD183
	G 1/4	39	19	3.0	44MFD143
RD4	G 1/8	33.5	14	4.0	44MFD184
	G 1/4	39	19	4.0	44MFD144

Sede piana / Flat sealing



Tubo / Hose	G	L	Ch	D	Codice/Ref.
RD2	R 1/8	28.5	12	2.0	44MFC180
	R 1/4	31.5	14	2.0	44MFC140
RD3	R 1/8	31.5	12	3.0	44MFC183
	R 1/4	36.5	14	3.0	44MFC143
RD4	R 1/8	31.5	12	4.0	44MFC184
	R 1/4	36.5	14	4.0	44MFC144

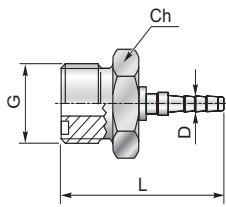


Tubo / Hose	G	L	Ch	D	Codice/Ref.
RD2	1/8-27 NPTF	28	12	2.0	44MF0000
	1/4-18 NPTF	35.5	17	2.0	44MF4000
RD3	1/8-27 NPTF	33	12	3.0	44MF8003
	1/4-18 NPTF	38	17	3.0	44MF0003
RD4	1/8-27 NPTF	35	12	4.0	44MF8004
	1/4-18 NPTF	40.5	17	4.0	44MF0004



Raccordo maschio tipo ORFS

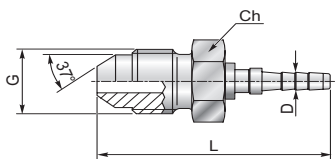
ORFS male fitting, UNF thread



Tubo / Hose	G	L	Ch	D	Codice/Ref.
RD2	9/16-18 UNF	29	17	2.0	5991M000
RD3	9/16-18 UNF	33	17	3.0	5991M003
RD4	9/16-18 UNF	33	17	4.0	5991M004

Raccordo maschio JIC 74°

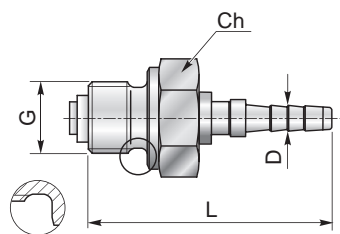
JIC 74° Male fitting



Tubo / Hose	G	L	Ch	D	Codice/Ref.
RD2	3/8-28 UNF	32	12	2.0	44AJ3800
	7/16-20 UNF	34.5	14	2.0	44AJ7100
	1/2-20 UNF	37	17	2.0	44AJ1200
RD3	3/8-24 UNF	36	12	3.0	44AJ3803
	7/16-20 UNF	40	14	3.0	44AJ7103
	1/2-20 UNF	41	17	3.0	44AJ1203
RD4	3/8-24 UNF	36	12	4.0	44AJ3804
	7/16-20 UNF	40	14	4.0	44AJ7104
	1/2-20 UNF	41	17	4.0	44AJ1204

Raccordo maschio per porta manometro

Gauge male fitting

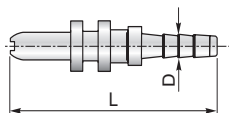


Tubo / Hose	G	L	Ch	D	Codice/Ref.
RD4	ISO 228 G 1/4"	42	17	4.0	44GC1404



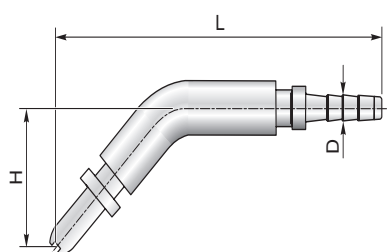
Innesto per minipresa a baionetta

Plug-in connection



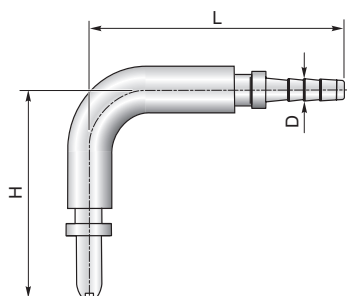
Tubo / Hose	L	D	Codice/Ref.
RD2*	27	2.0	33TD0000
RD3	31	3.0	33TD0003
RD4	31	4.0	33TD0004

**Disponibili in INOX / Available in Stainless steel*



45°

Tubo / Hose	H	L	D	Codice/Ref.
RD2	24	57	2.0	33TD0040
RD3	24	59	3.0	33TD0043
RD4	24	59	4.0	33TD0044

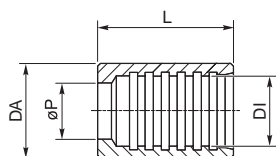


90°

Tubo / Hose	H	L	D	Codice/Ref.
RD2	28	32	2.0	33TD0090
RD3	28	36	3.0	33TD0093
RD4	28	36	4.0	33TD0094

Ghiera a pressare

Ferrule



DA	DI	L	ØP	Ø Press	PN [bar]	Codice/Ref.
8.0*	5.1	15	4.5	7.1	600	30BT2000
9.0	6.5	17	6	7.6	600	30BT3000
12*	9.2	17	6.5	10.2	600	30BT4000

**Disponibili in INOX / Available in Stainless steel*

Ø Press = Diametro di pressatura / Crimping diameters